Multiple District 300E

As of October 2026 Cumulative

Year	New Clubs	Dropped Clubs	Gain/ Loss Clubs	New Members	Charter Members	Reinstate Members	Transfer Members	Total Member Added	Total Members Dropped	Gain/ Loss Members
2022-2023	5	0	5	1,238	185	82	61	1,566	1,924	-358
2023-2024	7	7	0	1,427	187	105	68	1,787	1,706	81
2024-2025	4	7	-3	1,364	124	61	112	1,661	1,744	-83
2025-2026	5	3	2	1,717	156	115	81	2,069	1,710	359
2026-2027	3	2	1	953	99	61	50	1,163	320	843
Average	**5**	**4**	**1**	**1,340**	**150**	**85**	**74**	**1,649**	**1,481**	**168**

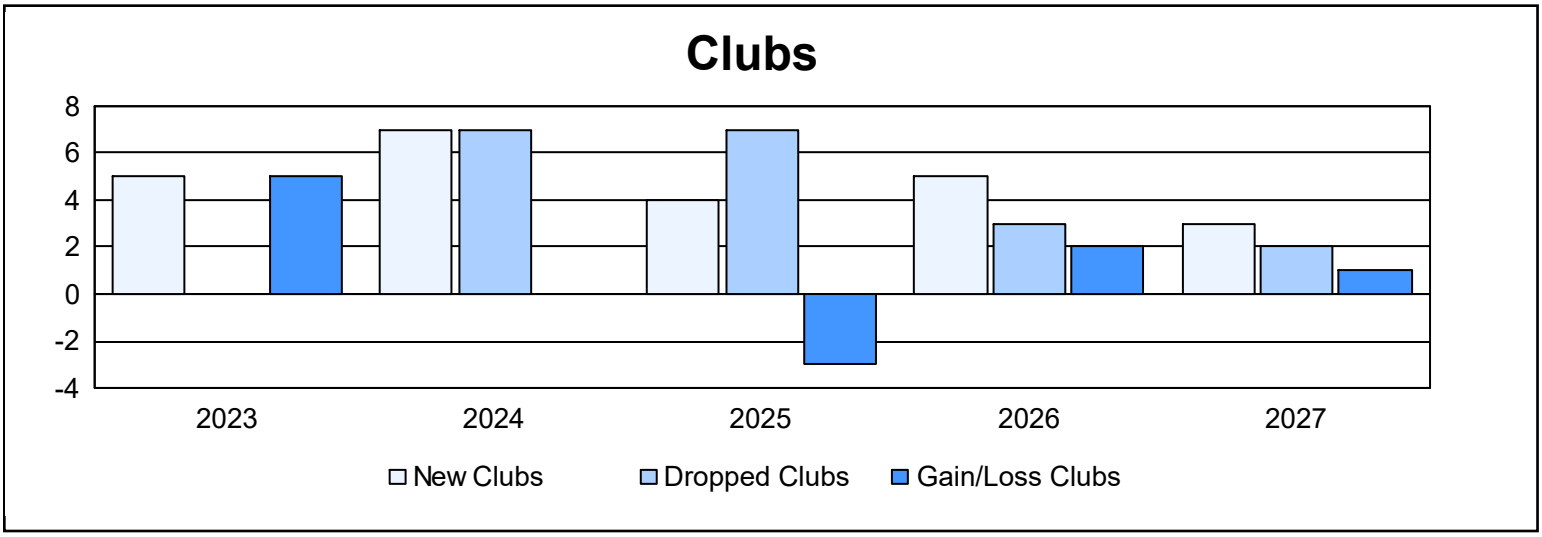

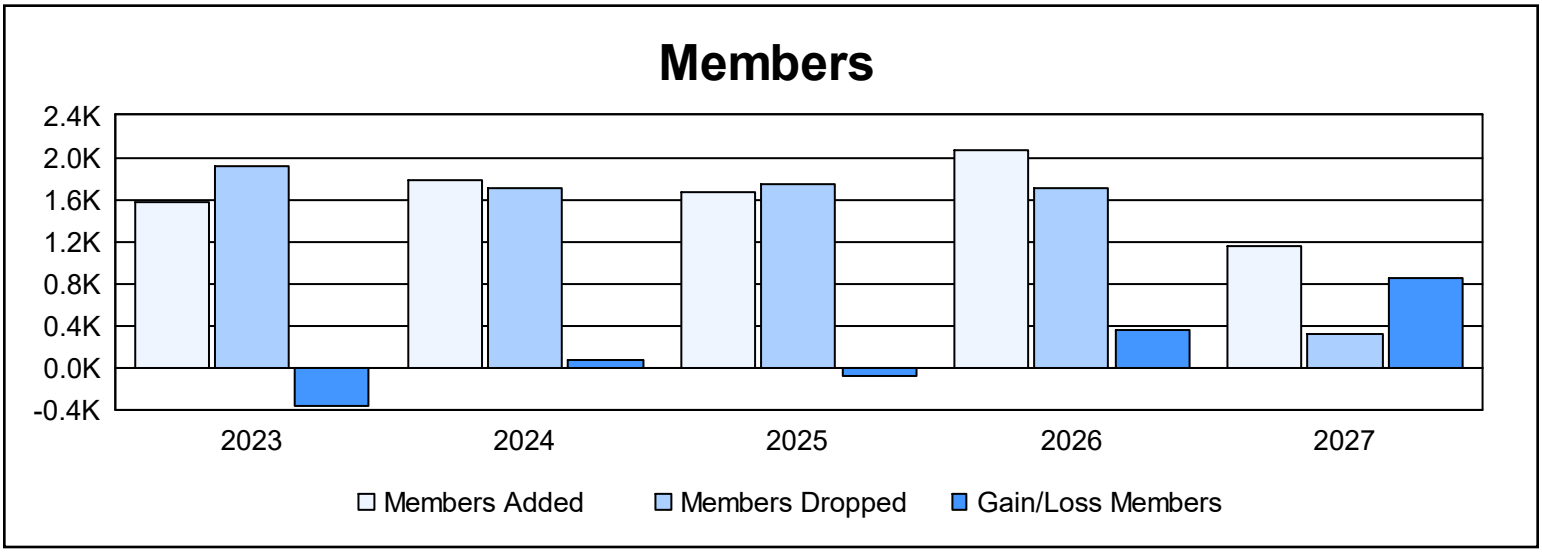

Membership Composition

October 2026 Cumulative

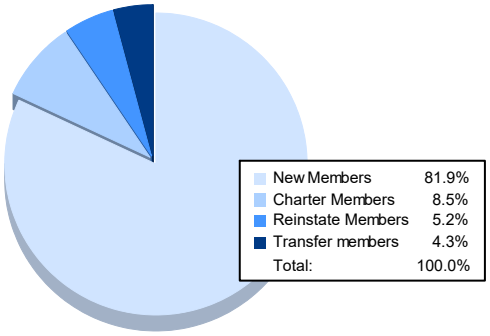

New Members	81.9%
Charter Members	8.5%
Reinstate Members	5.2%
Transfer members	4.3%
Total:	100.0%

Gender Composition

October 2026 Cumulative

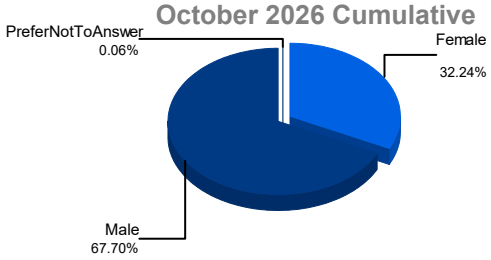

Female	32.24%
Male	67.70%
PreferNotToAnswer	0.06%
NonBinary	0.00%
Total:	100.00%